



The Ugly Duckling

Synopsis

“You ducklings be careful around that egg!” Mother Duck warns her mischievous children, Danny and Danielle. The ducklings can hardly wait for their newest member to hatch and begin a wonderful life of playing and swimming with them. But when that little one finally breaks out of his shell, the surprise of a lifetime hits the Duck family. You see Sam, as Mother has named him, looks nothing like his brother Danny or his sister Danielle. His feathers aren’t the same, he honks instead of quacking, and he’s just plain different! Even Dash the Dog and Freddie the Fish think so, and together with the ducklings they begin to tease Sam, making fun of his differences. Sam is hurt by their laughter and wanders off into the woods alone, unaware of the danger that waits should Crankypants the Cat find him. Mother Duck scurries off to find Sam before Crankypants does, ordering Danny and Danielle to head back to the nest should Sam show return home.

In another part of the woods, Sam, wondering why he is so different from his brother and sister, runs into Tommy the Toad. Tommy too has been made fun of for being different. He also warns Sam of the dangers of Crankypants the Cat, but tells Sam the secret of how to escape should the cat show up. About that time, Sam’s worst nightmare comes true as Crankypants marches into the scene. Remembering his tip from Tommy, Sam grabs the Cat’s tail and pulls with all his might- so hard that Crankypants tale comes right off!

Crankypants breaks down and tells Sam the reason behind his reputation- that being a cat without a real tail, he was made fun of his whole life and chose to bully so that he wouldn’t be bullied. Sam can identify with Crankypants’ sadness and offers his friendship, something the cat has never had. Together the two head back to Sam’s nest. Assuring his siblings that Crankypants is a friend, Sam heads back to get the tail Crankypants lost along the way back to the nest. But when he returns, Sam looks totally different...again! His family realizes that he doesn’t look or sound like a duck because he isn’t- Sam is a beautiful swan! The family has learned that being different is not something to make fun of, but something great to rejoice in.

The Ugly Duckling

In The Art Reach production of *The Ugly Duckling*, we meet Sam, a newly-hatched baby duck – or so his family thought. When Sam hatches he looks very different from his sister Danielle and his brother Danny and they begin to tease and make fun of him for being different. At the end of the story, we find out that Sam is really a beautiful swan.

In this activity, students will use a Venn-Diagram to show the differences and similarities between different characters from *The Ugly Duckling*.

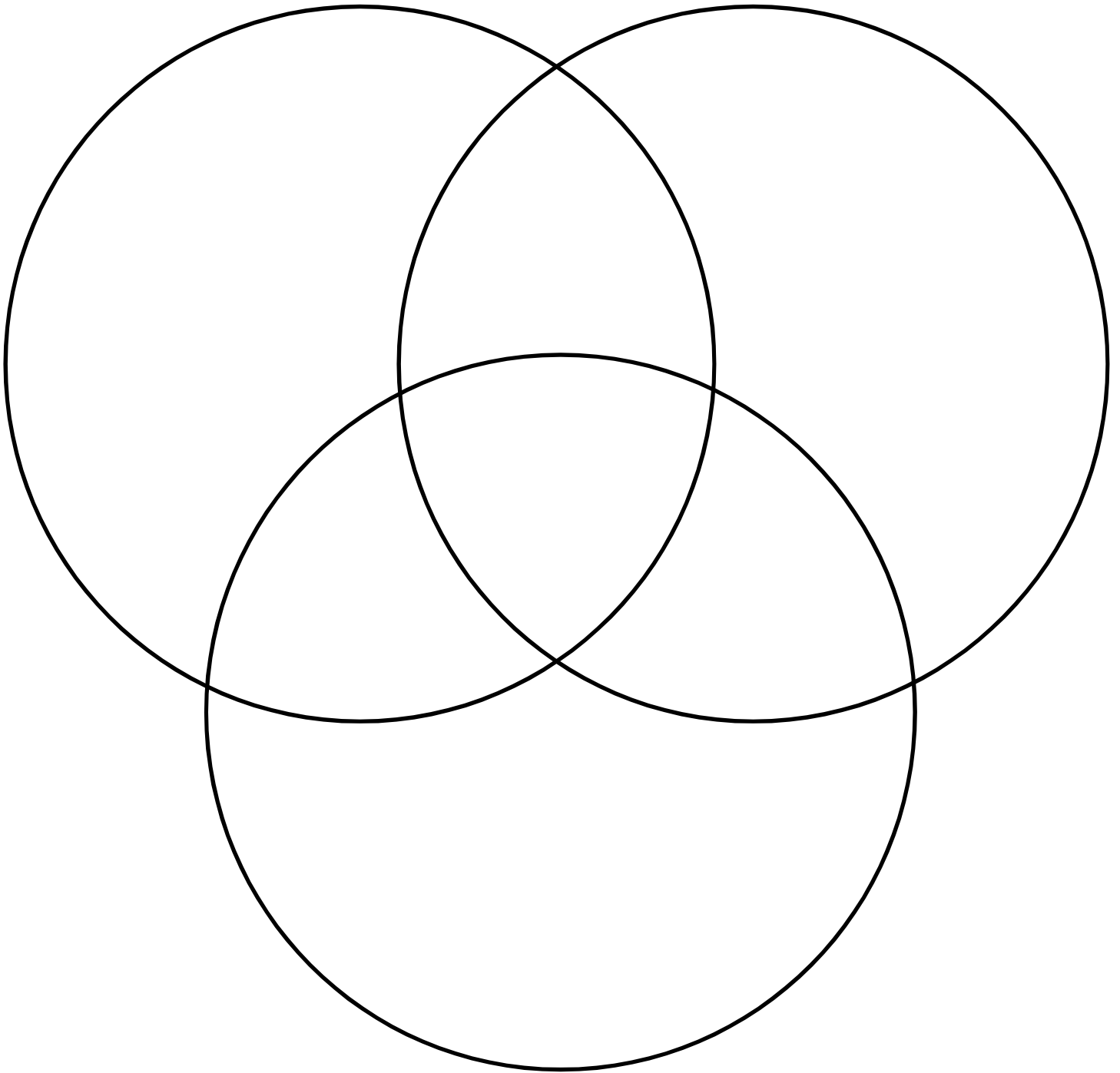
MATERIALS NEEDED

- Venn-Diagram Worksheet (next page)
- Pencil


ACTIVITY

1. Introduce/review the concept of a Venn-Diagram to the class. Explain how similarities go in the spaces the circles share and differences in the outside portions of the circles.
2. Introduce/review the concept of traits and characteristics with the class using students as examples (i.e. wearing red shirts, boys, girls, white tennis shoes, brown hair, etc.) and have similar students stand up or raise their hands.
3. Divide the class into groups and have them choose three characters from *The Ugly Duckling*. (One from each category listed below).
 - a. Sam (the swan)
 - b. Mama Duck, Danielle Duck, Danny Duck
 - c. Crankypants the Cat, Tommy Toad, Dash the Dog
4. Have the students complete the Venn-Diagrams by finding similarities and differences between the three characters they have chosen.
5. Once all groups have finished, come back together as a class to discuss what they found. Make a large – combination Venn-Diagram from the students' suggestions.
6. Discuss as a class how Danny and Danielle made Sam feel. If necessary, have them think about how they would feel if someone made fun of them for being different. Then, discuss the ways in which the differences are a good thing and how they make Sam and the other characters unique in a positive way.
7. Have students write how they think Sam should have been treated and how his differences are good things for him, not things to be made fun of by his family and friends.

The Ugly Duckling Venn-Diagram Worksheet



The Ugly Duckling



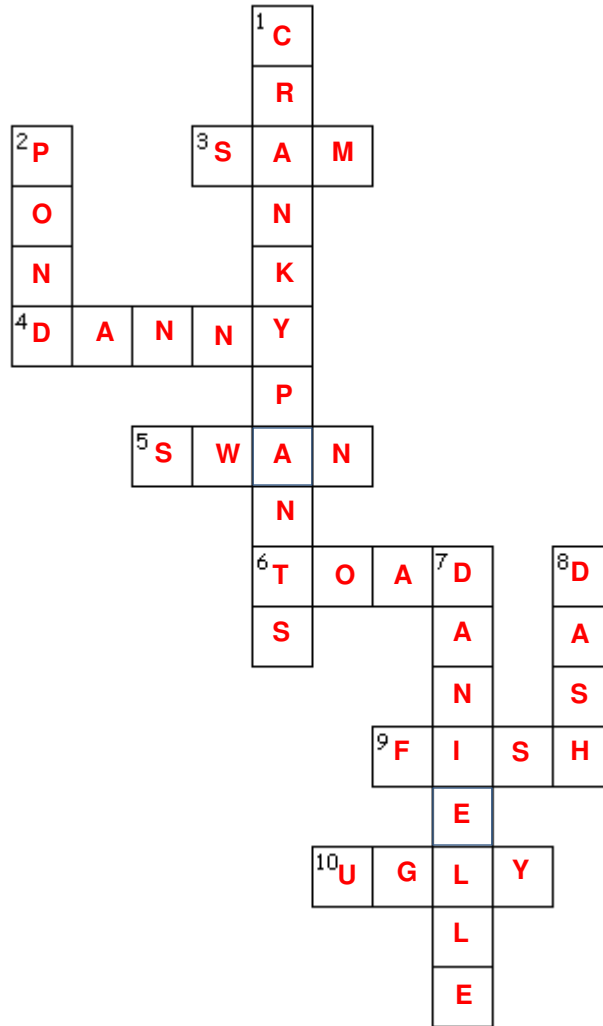
Across

3. This is the name of the ugly duckling.
4. This is the name of the brother duck in *The Ugly Duckling*.
5. This is what Sam grew up to be.
6. Tommy is this kind of animal who helped Sam see that being different is ok.
9. These scaly, swimming creatures live in the pond.
10. This is what Sam was called by his siblings.

Down

1. This is the cat whose tail was a fake.
2. This is where Sam and his family lived.
7. This is the sister duck in *The Ugly Duckling*.
8. This is the name of the dog that lived at the pond with the Duck family.

The Ugly Duckling



Across

3. This is the name of *The Ugly Duckling*. (SAM)
4. This is the name of the Son Duck in *The Ugly Duckling*. (DANNY)
5. This is what Sam grew up to be. (SWAN)
6. Tommy is this kind of animal who helped Sam see that being different is ok. (TOAD)
9. These scaly, swimming creatures live in the pond. (FISH)
10. This is what Sam was called by his siblings. (UGLY)

Down

1. This is the cat whose tail was a fake. (CRANKYPANTS)
2. This is where Sam and his family lived. (POND)
7. This is the Daughter Duck in *The Ugly Duckling*. (DANIELLE)
8. This is the name of the dog that lived at the pond with the Duck family. (DASH)